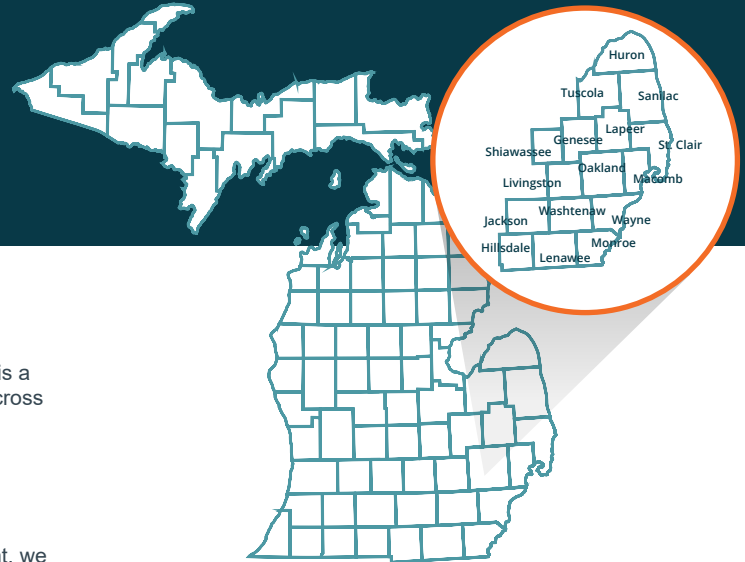


WAYNE COUNTY LABOR SHED



Introduction

The Workforce Intelligence Network for Southeast Michigan (WIN) partnership is a collaboration of Michigan Works! Agencies (MWAs) and community colleges across a 16-county region in Michigan. The counties in the WIN partnership include: Genesee, Hillsdale, Huron, Jackson, Lapeer, Lenawee, Livingston, Macomb, Monroe, Oakland, Saint Clair, Sanilac, Shiawassee, Tuscola, Washtenaw, and Wayne, along with the City of Detroit.

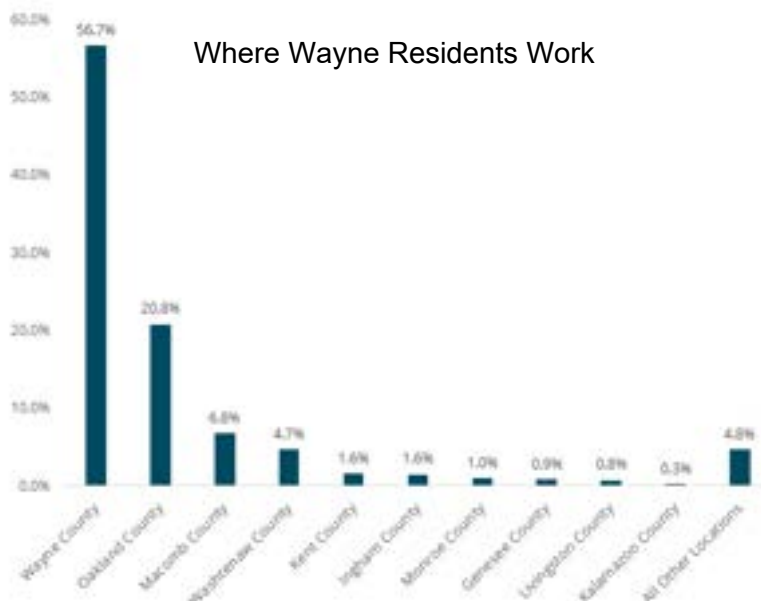
The WIN partnership region's labor shed highlights why, when it comes to talent, we must think regionally: The workforce is mobile. Although 90.4% of the region's workforce live and work in the 16-county area, not all residents work in their home county. It is not uncommon for workers to commute one or two counties over for work. This means that the residents in every county should be ready for the job demands of employers hiring throughout southeast Michigan.

This document provides detailed information on where employees in the area commute to and from each day for work, how far they travel, along with other information about workers and businesses in the area. For more detail on the labor market please see WIN's Quarterly Labor Market Report publications.

Where Residents Work

In 2017, Wayne County's workforce consisted of 667,869 residents. 378,923 (56.7%) of the residents lived and worked within Wayne County, while the remaining 288,946 (43.3%) traveled outside of the county for work. Since 2014, the number of residents that traveled outside of the county for work increased by 6,667 (2.4%) individuals from 272,256 to 278,923.

Wayne County residents have maintained similar commute patterns in recent years. In 2015, 15.3% of the county's workforce (99,687 individuals) traveled more than 25 miles to their place of employment compared to 15.5% (103,738 individuals) in 2017. Oakland County was the most popular destination outside of Wayne County for residents to find employment. 139,200 residents (20.8% of the county's workforce) traveled to Oakland County for employment in 2017, followed by 45,639 residents (6.8% of the county's workforce) that traveled to Macomb County.



30,952

BUSINESS ESTABLISHMENTS
IN 2017



270,906

JOBS POSTED ONLINE
IN 2017



378,923

WORKERS THAT LIVED AND
WORKED IN
WAYNE COUNTY



103,738

RESIDENTS TRAVELING MORE
THAN 25 MILES TO WORK

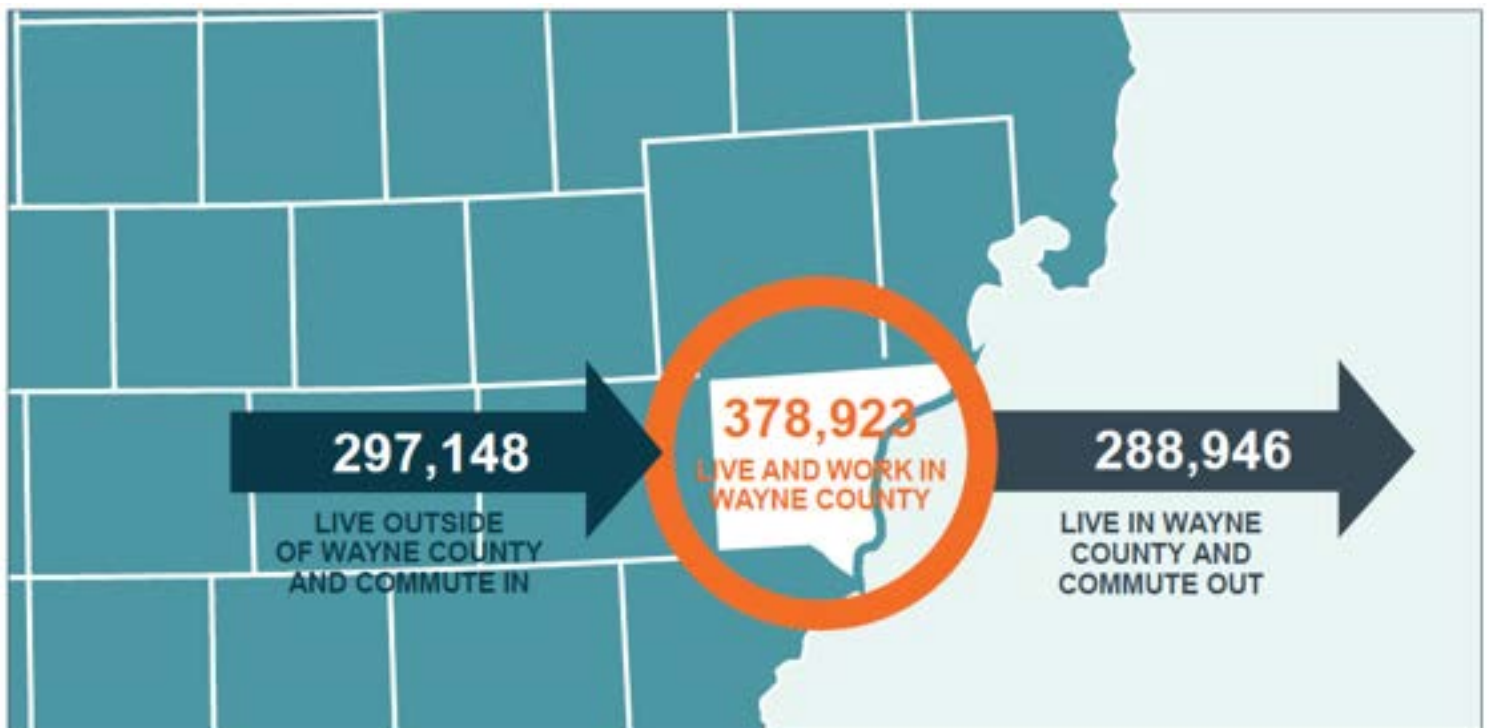
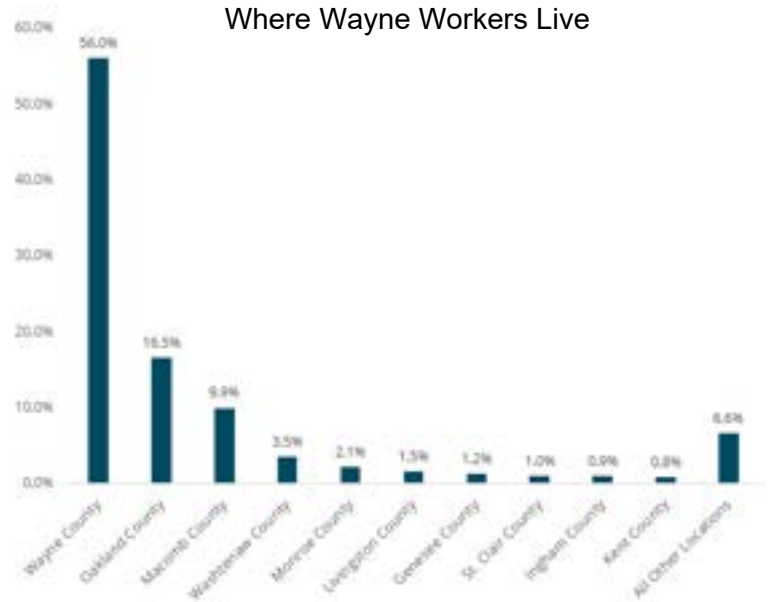
WAYNE COUNTY LABOR SHED

Where Workers Live

Wayne County is a net importer of workers, making the county a job center. In 2017, 676,071 workers were employed in Wayne County. 297,148 (44.0%) of those workers were employed in Wayne but lived outside of its borders. Of those that traveled to Wayne County for work, 26,527 (21.0%) of the workers were 29 or younger. While Wayne County employers attracted many young workers in 2017, 202,354 (53.4%) internal jobs were filled by workers between the ages of 30 and 54. This indicates a desire for experienced workers in Wayne County.

Similar to the outflow of Wayne County residents, the great majority of workers that travel to Wayne reside in either Oakland or Macomb counties. 111,804 (16.5%) of Wayne County workers travel in from Oakland County followed by 66,859 (9.9%) that travel in from Macomb County. 132,630 (19.6%) of the 676,071 workers in Wayne County traveled more than 25 miles to their place of employment in 2015.

Where Wayne Workers Live



¹ This fact and labor shed statistics throughout this brief are analyzed from the U.S. Census OnTheMap, Center for Economic Studies (2017).

Data Sources: Economic Modeling Specialists International (Emsi), and U.S. Census OnTheMap
Analysis: Workforce Intelligence Network